

Illustration by Keith Ne

## God Preserves Jacob's Family

Joseph was an important ruler in Egypt. He went from city to city gathering and storing grain so that people would not go hungry. He saved lots of wheat and barley so that people would not starve when crops could not grow.

Jacob sent his sons to Egypt to buy food. Joseph saw his brothers coming but he did not tell them who he was. Joseph filled their bags with grain and sent them on their way.

Later on, Joseph's brothers returned to Egypt for more food. This time they brought the youngest, Benjamin, with them. "Come close to me," Joseph said to the men. "I am your brother

Joseph." The brothers were very sorry they had treated Joseph badly long ago.

"Don't be angry with yourselves," Joseph said later. "It was God who sent me to Egypt so that our family would be kept alive, just as God planned. You meant it to hurt me but God meant it for good, so that many lives could be saved."



Joseph forgave his brothers. He sent them back to Canaan to get Jacob and their families so they could all move to Egypt. Now they would have plenty to eat and God's people would grow in number, just as God had said they would.

*Bible story based on Genesis 42-50.*





# God Rules o



• CODE • CODE • CODE • CODE • CODE • CODE • CODE • CODE • CODE • CODE



a



b



c



d



e



f



n



o



p



q



r






s

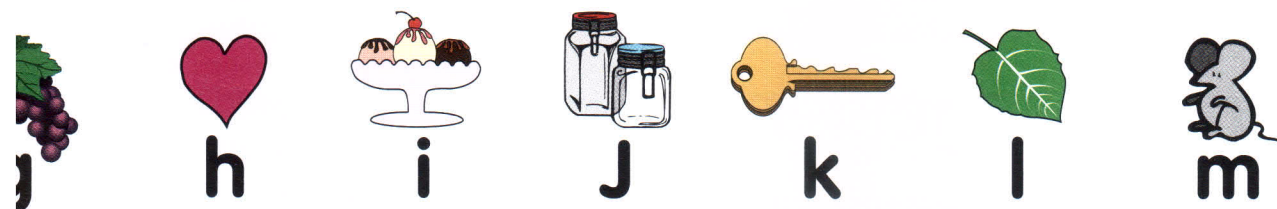


# er Us


Write the letter for each picture using the code at the bottom of the paper. Say the words out loud.



DE • CODE • CODE • CODE • CODE • CODE • CODE • CODE • CODE • CODE •








## Dear Family,


In Sunday school, the children heard how Joseph was used by God to keep Jacob's family alive and bring them together. God helped Joseph forgive his brothers, who had wronged him, and God continued his plan to make his people into a great nation, just as he had promised.



## Projects for you & your child this week . . .



- Make Bible-times bread using this recipe: Mix 3 1/2 cups of whole wheat flour with 3/4 cup of warm water and 1 teaspoon of salt. Knead together for 10 minutes. Cover with a damp cloth and leave for two to three hours. Form dough into eight flat, round pieces about 6" across. Cover again for a half-hour. Cook in a lightly oiled pan or in the sunshine outdoors on rocks. (*The Revell Bible Dictionary*, p. 168)
- Have your child wear the *God Does What Is Best* visor (made in Sunday school). Tell someone the story of Joseph and how God did what was best in his life.
- Print GOD KEEPS HIS PROMISES in block letters on a sheet of lightweight cardboard. Using a glue stick, fill in the letters with a variety of grains—rice, corn, rolled oats, barley and the like. Talk about God's faithfulness to Joseph and his family and talk about God's faithfulness to your child and your family.



Illustrations by Christine Patete



## Worship together

Pray this prayer together: Dear heavenly Father, thank you for saving me. Thank you that you lovingly rule over my life for my good. Please give me a loving and forgiving heart. In Jesus' name, Amen.

Sing "Trust and Obey" (on *Preschool Vol. One* CD; 800-695-3367 or [www.gcp.org](http://www.gcp.org)).